


AMT-X0104 6 GHz to 10 GHz RF/LO IMAGE REJECT MIXER with Integrated LO Driver

Data Sheet



Features

- RF/LO Frequency Range 6 to 10 GHz
- Image Rejection 30 dB Typical
- Typical Conversion loss 6 dB
- LO-RF Isolation 25 dB
- LO-IF Isolation 20 dB
- RF-IF Isolation 45 dB
- LO optimal Power -2 dBm
- IF Options: Octave Bands
- State-of-the-Art design



Description

The AMT-X0104 is a passive Image Reject Mixer with integrated LO Driver amplifier covering the 14 to 20 GHz Frequency range for RF/LO and IF octave bands starting from 20 MHz to 200 MHz. The input and output is matched to 50 Ohms. The performance is achieved through the use of AMTI's proprietary technology which significantly suppresses the image frequency compared to traditional image reject designs. The AMT-X0104 is ideal for use as a downconverter in a communication system with high data rate signals, or in a test equipment system for Commercial or Military applications.

Applications

- Downconverter
- High data rate receivers
- Communication systems
- Test Equipment

Note: AMTI does not guarantee any specific application and it is customer's responsibility to test the part for their application.

MAXIMUM RATINGS¹

Parameter	Symbol	Units	MIN	MAX
Operating Temperature – Case	T _{MO}	° C	-40	+85
Storage Temperature - Case	T _{MS}	° C	-40	+125
RF Input Power (CW)	P _{in}	dBm		+20
LO Input Power (CW)	P _{in}	dBm		+10
Supply Voltage	V _{dd}	V		+6

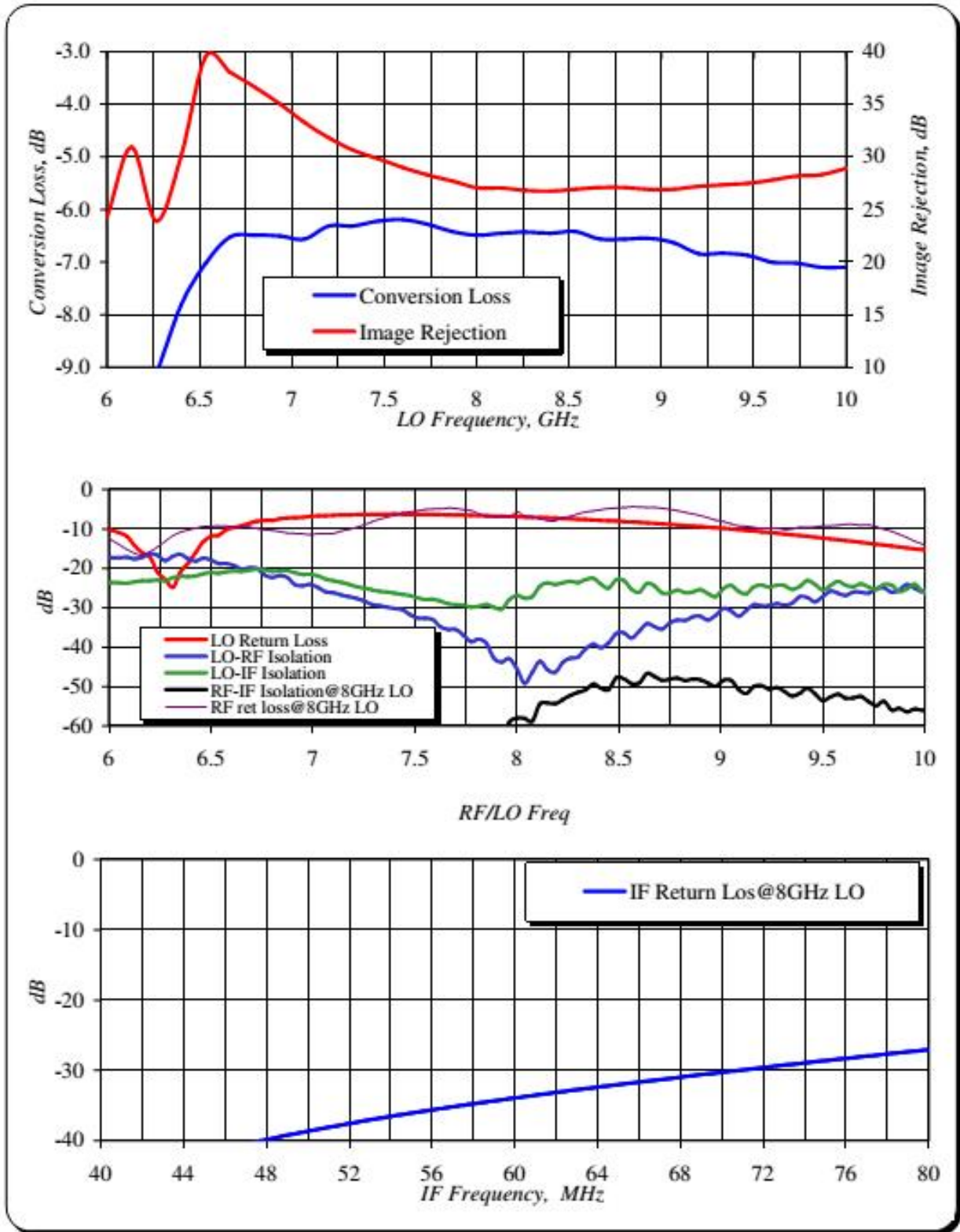
1. Stresses above those listed under "Absolute Maximum Rating" may cause permanent damage to the device. This is a stress rating only and functional operation of the device at these or any other conditions above those indicated in the operational sections of this specification is not implied. Exposure to absolute maximum rating conditions for extended periods may affect device reliability.

ELECTRICAL SPECIFICATIONS @ 25°C (LO Power = -2 dBm, IF Freq= 60 MHz)

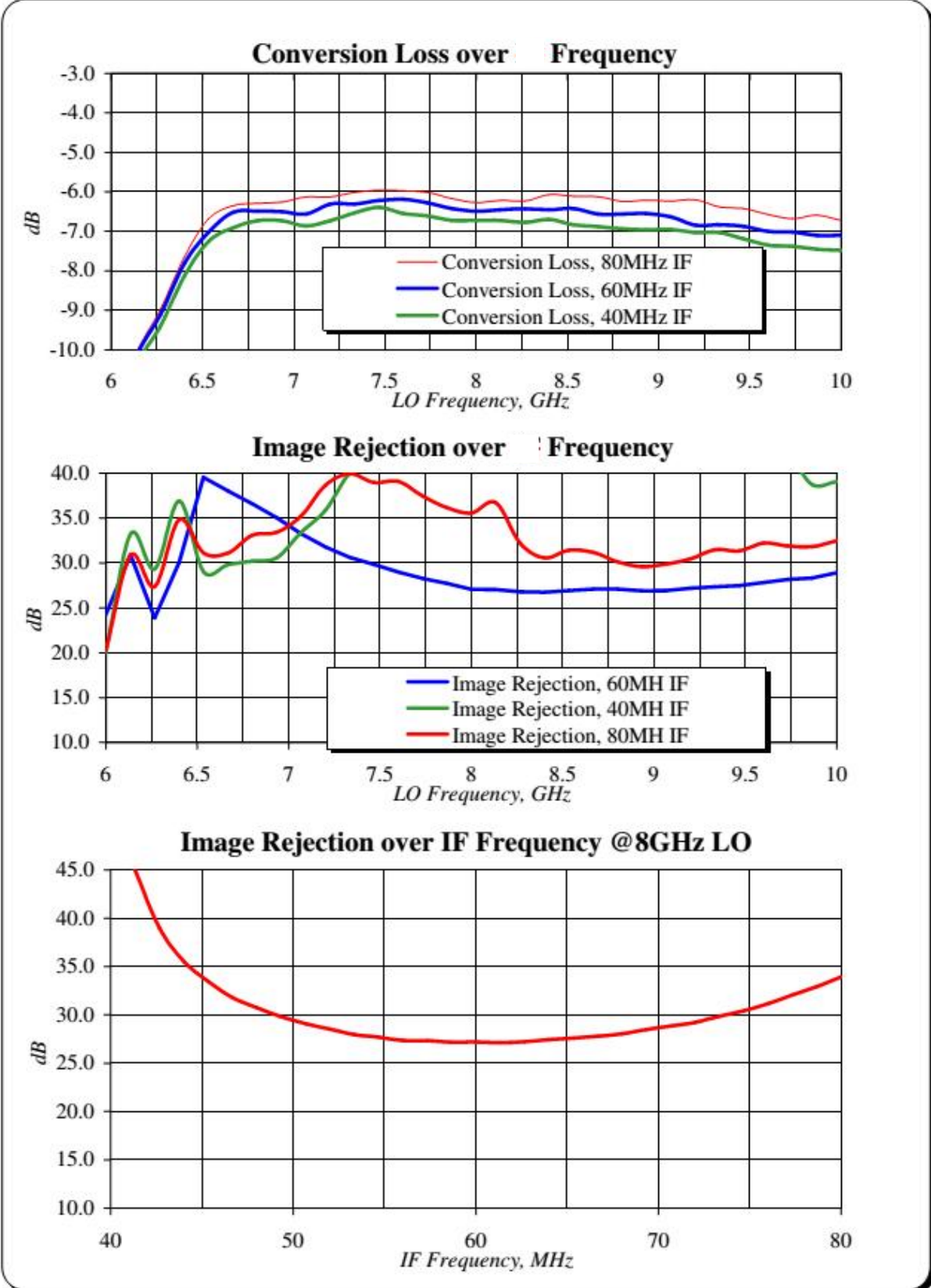
Parameter	Conditions	Units	MIN	Typical	MAX
RF Frequency Range		GHz	6		10
LO Frequency Range		GHz	6		10
LO Power Range		dBm		-2	+5
RF Impedance (VSWR)	Reference to 50 ohms RF Pin = -10 dBm			2.5:1	
LO Impedance (VSWR)	Reference to 50 ohms			2.5:1	
IF Impedance (VSWR)	Reference to 50 ohms			1.3:1	1.5:1
Conversion Loss		dB		6.5	
Image Rejection		dB		30	
Input IP3	With Two Tones	dBm		18	
LO to RF Isolation		dB		25	
LO to IF Isolation		dB		20	
RF to IF Isolation		dB		45	
IF Options : Octave bands	-1 -2 -3 -4	MHz	20 40 55 100		40 80 110 200
Supply Voltage Current		V mA		+5 90	

Custom Configurations available, please contact factory

Typical measured data @ 25C with LO power = -2 dBm IF Freq = 60 MHz

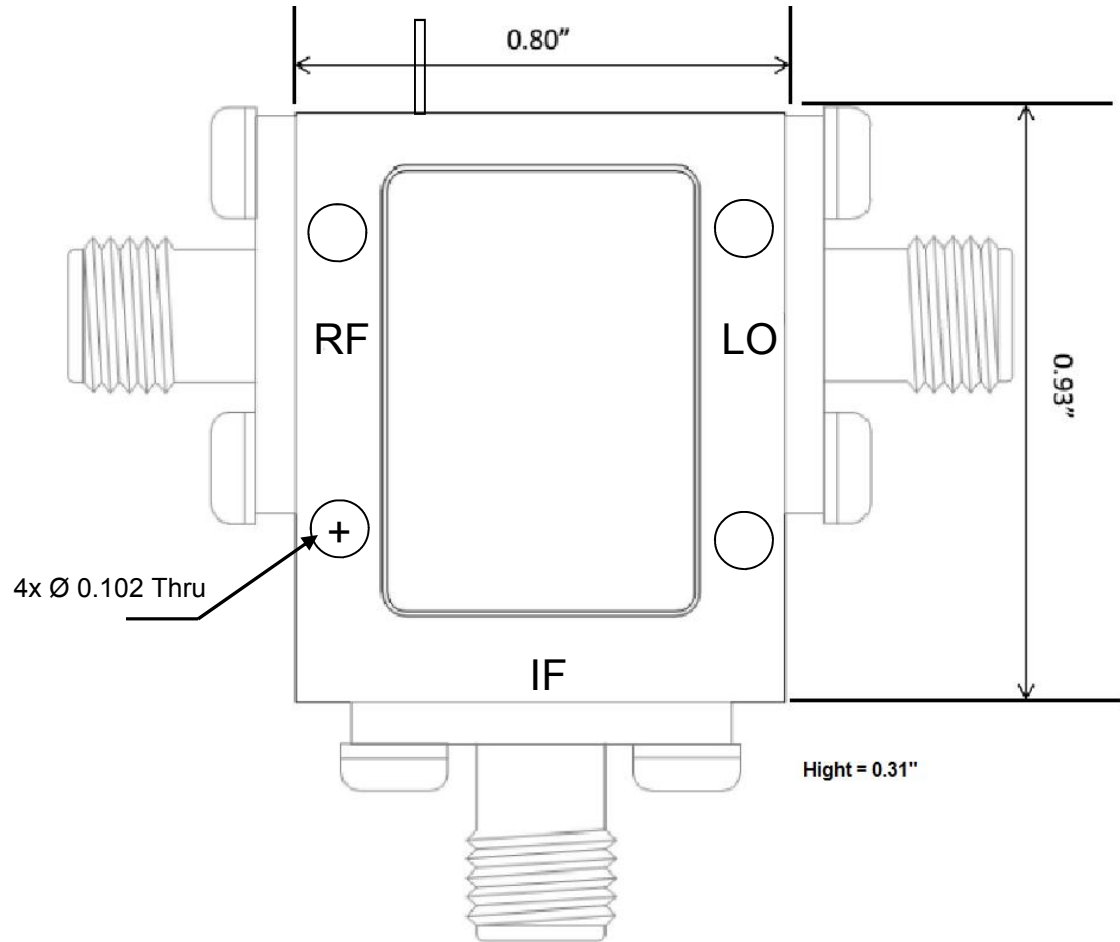


Typical measured data @ 25C with LO power = -2 dBm



**Package Outline: M053 all dimensions are in Inches
SMA Female Connectors**

CAD Mechanical Model available upon request



Model Number	Description	Hermeticity	Package
AMT-X0104 -1	Image Reject Mixer RF/LO 6 to 10 GHz With LO Driver IF Freq 20 to 40 MHz	Non-Hermetic	Outline: M053
AMT-X0104 -2	Image Reject Mixer RF/LO 6 to 10 GHz With LO Driver IF Freq 40 to 80 MHz	Non-Hermetic	Outline: M053
AMT-X0104 -3	Image Reject Mixer RF/LO 6 to 10 GHz With LO Driver IF Freq 55 to 110 MHz	Non-Hermetic	Outline: M053
AMT-X0104 -4	Image Reject Mixer RF/LO 6 to 10 GHz With LO Driver IF Freq 100 to 200 MHz	Non-Hermetic	Outline: M053

Contact us for custom configurations and special requirements.

Our highly experienced team of engineers can quickly identify and implement innovative solutions using latest technology to improve performance and reduce cost.

- Add additional functionality: custom frequency range, Integrated LO Amplifier, Integrated RF or IF amplifier, Attenuator
- Integrated: Filters, Switches, Limiter, Digital attenuator, Phase shifter, Microcontroller, Multiple amplifiers, Switch matrix, Comb generators and others
- Mechanical: Custom packages - Surface Mount, Connectorized, Waveguide, Carrier, Drop-in, Hermetic and others

Agile Microwave Technology Inc is the logical choice for all your commercial or military RF/Microwave components/module requirements.

Contact Information:

**101 Bloomingdale Road
Hicksville, NY 11801**

Phone: (516) 931-1760

Fax: (212) 374-1153

info@agilemwt.com



www.agilemwt.com

AMTI reserves the right to change at any time without notice the design, specifications, function/form or availability of its products described herein. The buyer/customer has the responsibility to validate the performance for their applications. No liability is assumed as result of use of this product and no patent licenses are implied. AMTI reserves all rights.