


# AMT-A0226 2 GHz to 30 GHz Ultra Broadband Medium Power w/ Low Gain Amplifier



## Data Sheet

### Features

- 2 GHz to 30 GHz Frequency Range
- Typical P1dB power > +22 dBm
- Gain 9 dB Typical
- Gain Flatness  $\pm 0.7$  dB Typical
- 4 dB Typical Noise Figure
- Internally Regulated
- Operates from Single +10 Supply
- Unconditionally Stable
- Compact Housing



### Description

The AMT-A0226 is a +22 dBm P1dB Ultra Broadband medium power amplifier with low Flat gain in a compact size. The performance is achieved through the use of AMTI's proprietary matching technology and latest in GaAs technology. The amplifier I/Os are Internally matched to 50 Ohms and DC Blocked. The AMT-A0226 is ideal for use as medium power with low gain for test equipment, Communication systems or where broadband amplification and power are required without adding significant noise in a Hi-Rel communications system for Commercial or Military applications

### Applications

- Test Equipment
- EW Systems
- Lab Applications
- Radar

### MAXIMUM RATINGS<sup>1</sup>

EAR99 NLR

Parameter	Symbol	Units	MIN	MAX
Operating Temperature – Case	$T_{MO}$	$^{\circ}C$	-40	+85
Storage Temperature - Case	$T_{MS}$	$^{\circ}C$	-40	+125
RF Input power (CW)	$P_{in}$	dBm		+20
Die $T_{Junction}$	$T_J$	$^{\circ}C$		+150
Positive Supply Voltage	$V_{+SS}$	V		+13

### Appropriate Heat sink must be used

1.Stresses above those listed under "Absolute Maximum Rating" may cause permanent damage to the device. This is a stress rating only and functional operation of the device at these or any other conditions above those indicated in the operational sections of this specification is not implied. Exposure to absolute maximum rating conditions for extended periods may affect device reliability.

## ELECTRICAL SPECIFICATIONS @ 23°C

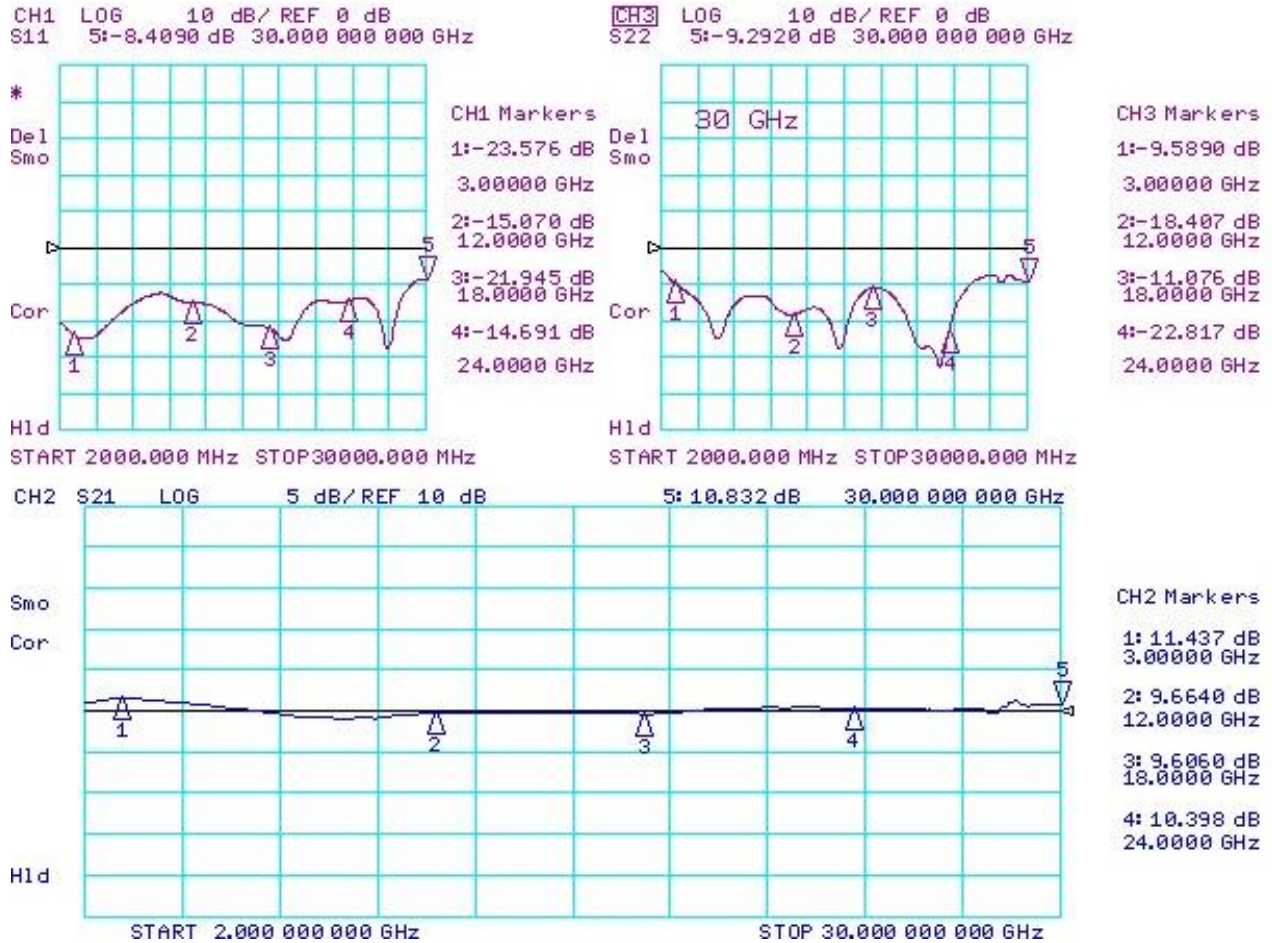
Parameter	Conditions	Units	MIN	Typical	MAX
Frequency Range		GHz	2		30
Gain	Small Signal	dB	8	9	
Gain Flatness		dB		±0.7	±0.9
Noise Figure		dB		4	5.5
Output Power (P1dB)	2 to 20 GHz	dBm	+20	+22	
Output Power (P1dB)	20 to 30 GHz	dBm	+18	+20	
OIP3	OPI3 @ 10 GHz Two tone F1-F2= 10MHz	dB		27	
RF Input Impedance	Reference to 50 ohms VSWR			1.5:1	2.2:1
RF Output Impedance	Reference to 50 ohms VSWR			1.5:1	2.2:1
Supply Voltage Positive:		V		+10	
Supply Current Positive:	Small signal	mA		170	230

Notes:

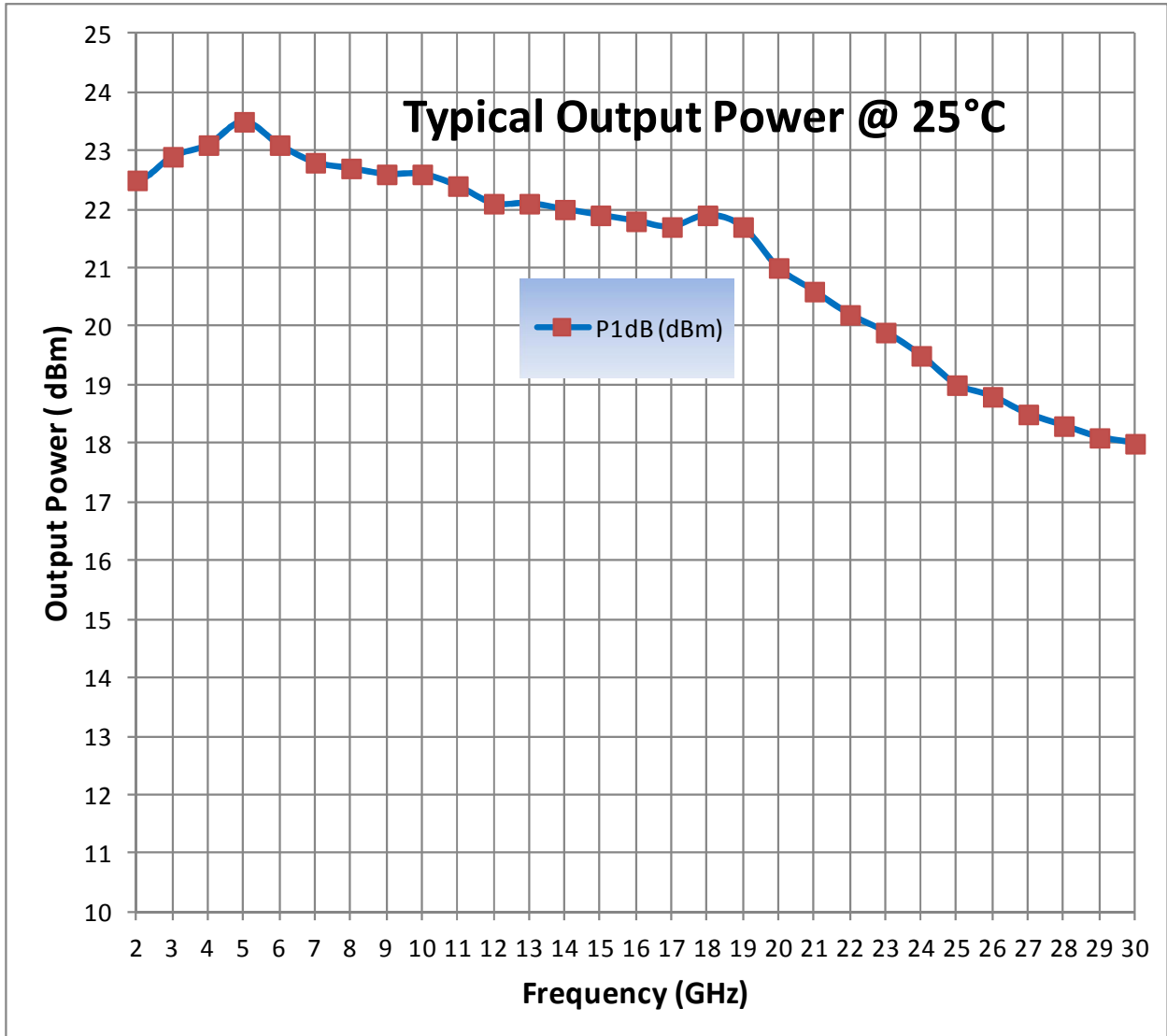
1/ Unconditional Stability

Customized configurations of the above specifications are available

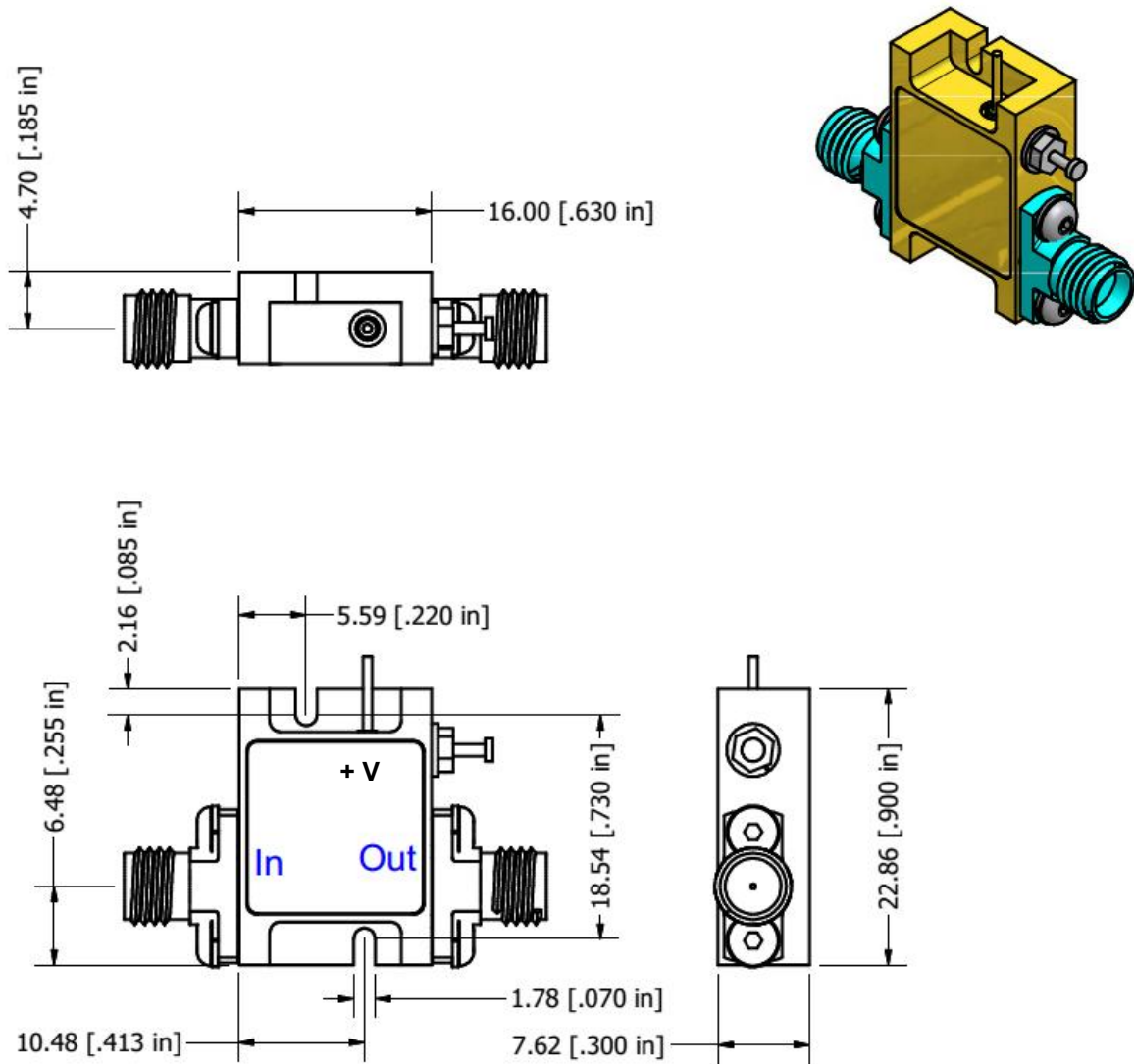
# Typical S-Parameters @ 23°C



### Typical Noise Figure @ 23°C



## Package Outline M084: SMA Connectorized mm(inches)



### Field replaceable SMA Connectors, Removable Ground Slug

**Note:** The unit must be attached to proper heat sink

Model Number	Description	Hermeticity	Package
AMT-A0226	SMA Female	Non-Hermetic	Outline: M084

Contact us for custom configurations and special requirements.

Our highly experienced team of engineers can quickly identify and implement innovative solutions using latest technology to improve performance and reduce cost.

- Add additional functionality: Input limiter, Temperature compensation, Amplitude/Phase matching, Amplitude/Phase Tracking, Automatic Gain control, Gain sloping, Bypass path, Specific supply voltage, Regulation, Power detector, Health status, and others
- Integrated: Filters, Switches, Limiter, Digital attenuator, Phase shifter, Microcontroller, Multiple amplifiers, Switch matrix, Comb generators and others
- Mechanical: Custom packages - Surface Mount, Connectorized, Waveguide, Carrier, Drop-in, Hermetic and others

Agile Microwave Technology Inc is the logical choice for all your commercial or military RF/Microwave components/module requirements.


## Contact Information:

**101 Bloomingdale Road  
Hicksville, NY 11801**

**Phone: (516) 931-1760**

**Fax: (212) 374-1153**

**[info@agilemwt.com](mailto:info@agilemwt.com)**



**[www.agilemwt.com](http://www.agilemwt.com)**

AMTI reserves the right to change at any time without notice the design, specifications, function/form or availability of its products described herein. The buyer/customer has the responsibility to validate the performance for their applications. No liability is assumed as result of use of this product and no patent licenses are implied. AMTI reserves all rights .