


# AMT-A0076 6 GHz to 18 GHz Broadband Medium Power Amplifier Data Sheet



## Features

- 6 GHz to 18 GHz Frequency Range
- Typical P1dB > +29 dBm
- Gain 32 dB
- Gain Flatness < ± 2 dB
- Internally Regulated
- Operates from a Single Supply
- Unconditionally Stable
- State-of-the-Art GaAs Technology



## Description

The AMT-A0076 is a Broadband medium power amplifier with P1dB of greater than +29 dBm. The performance is achieved through the use of AMTI's proprietary technology. The RF input output are internally matched to 50 Ohms and DC blocked. The AMT-A0076 is ideal for use where amplification with power is required in a Hi-Rel communications system for Commercial or Military applications

## Applications

- Output Amplifier
- Driver Amplifier
- Communication systems
- Microwave Radio systems
- Test Equipment

## MAXIMUM RATINGS<sup>1</sup>

Parameter	Symbol	Units	MIN	MAX
Operating Temperature – Case	T <sub>MO</sub>	° C	-40	+85
Storage Temperature - Case	T <sub>MS</sub>	° C	-55	+150
RF Input power (CW)	P <sub>in</sub>	dBm		+30
Die T <sub>Junction</sub>	T <sub>J</sub>	° C		+150
Positive Supply Voltage	V <sub>+SS</sub>	V		+7

1.Stresses above those listed under "Absolute Maximum Rating" may cause permanent damage to the device. This is a stress rating only and functional operation of the device at these or any other conditions above those indicated in the operational sections of this specification is not implied. Exposure to absolute maximum rating conditions for extended periods may affect device reliability.

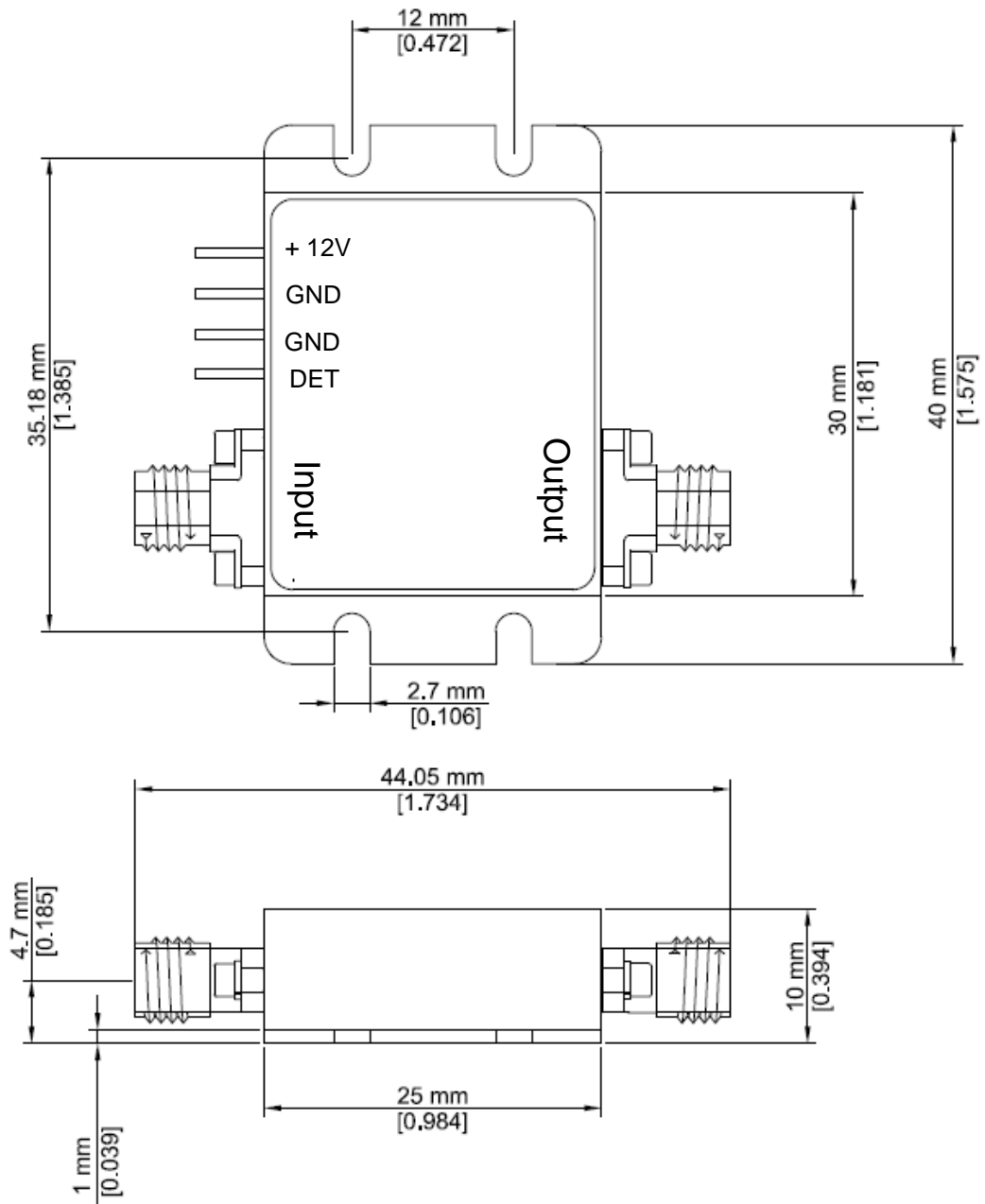
## ELECTRICAL SPECIFICATIONS @ 23°C

Parameter	Conditions	Units	MIN	Typical	MAX
Frequency Range		GHz	6		8
Gain	Small Signal with 0 Attenuation	dB	28	32	
Gain Flatness	Small Signal with 0 Attenuation	dB		±2	
Input Power	CW, without damage	dBm	+20		
Output Power (P1dB)	1 dB compression point @ 2.7 GHz	dBm	28	29	
OIP3	OPI3 measured @ 3 GHz Two tone F1-F2= 10MHz	dB		37	
Noise Figure		dB		5	6
RF Input Impedance	Reference to 50 ohms VSWR			1.8:1	2.0:1
RF Output Impedance	Reference to 50 ohms			1:9:1	2.2:1
Stability Factor K	Unconditionally Stable		1		
Stability Factor B1	Unconditionally Stable		0		
Supply Voltage Positive:		V		+6V	
Supply Current Positive:		mA		700	

Notes:

1/ Unconditional Stability: ( $K > 1$ ) and ( $B1 > 0$ )

## Package Outline: M010 SMA Connectorized mm (inches)



Model Number	Description	Hermeticity	Package
AMT-A0076	SMA Female	Non-Hermetic	Outline: M010

Contact us for custom configurations and special requirements.

Our highly experienced team of engineers can quickly identify and implement innovative solutions using latest technology to improve performance and reduce cost.

- Add additional functionality: Input limiter, Temperature compensation, Amplitude/Phase matching, Amplitude/Phase Tracking, Automatic Gain control, Gain sloping, Bypass path, Specific supply voltage, Regulation, Power detector, Health status, and others
- Integrated: Filters, Switches, Limiter, Digital attenuator, Phase shifter, Microcontroller, Multiple amplifiers, Switch matrix, Comb generators and others
- Mechanical: Custom packages - Surface Mount, Connectorized, Waveguide, Carrier, Drop-in, Hermetic and others

Agile Microwave Technology Inc is the logical choice for all your commercial or military RF/Microwave components/module requirements.


## Contact Information:

**101 Bloomingdale Road  
Hicksville, NY 11801**

**Phone: (516) 931-1760**

**Fax: (212) 374-1153**

**[info@agilemwt.com](mailto:info@agilemwt.com)**



**[www.agilemwt.com](http://www.agilemwt.com)**

AMTI reserves the right to change at any time without notice the design, specifications, function/form or availability of its products described herein. The buyer/customer has the responsibility to validate the performance for their applications. No liability is assumed as result of use of this product and no patent licenses are implied. AMTI reserves all rights.