


AMT-A002 100MHz to 4000MHz Ultra Flat Gain with High Linearity Amplifier

Data Sheet



Features

- Ultra Flat Gain $< \pm 0.2$ dB from 500 to 2000MHz Frequency Range
- Gain 28.9 dB
- High Linearity, OIP3 $> +34$ dBm
- 2 dB Noise Figure
- High Efficiency, 440mW (5V, 87mA)
- +18 dBm Output Power at 1 dB gain compression point
- Temperature Compensated to maintain steady Gain
- Operates from a Single +5V Supply
- Excellent Unit-to-Unit Phase and Gain Matching



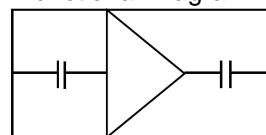
Description

The AMT-A002 is a two stage broadband, ultra flat gain, high linearity, temperature compensated amplifier achieved through the use of AMTI's proprietary technology. The amplifier I/Os are Internally matched to 50 Ohms and are DC blocked. The AMT-A002 is ideal for use as gain block, Input stage or driver stage in a Hi-Rel communications system for Commercial or Military applications

Applications

- IF Amplifier, Input Amplifier
- RF Driver amplifier
- General purpose gain block

Functional Diagram



MAXIMUM RATINGS¹

Parameter	Symbol	Units	MIN	MAX
Operating Temperature – Case	T _{MO}	° C	-40	+85
Storage Temperature - Case	T _{MS}	° C	-55	+150
RF Input power (CW)	P _{in}	dBm		+20
Die T _{Junction}	T _J	° C		+150
Thermal Resistance	Θ _{jc}	° C/Watt		+76
ESD	V	<400 ²		
Positive Supply Voltage	V _{+SS}	V		+5.5

1. Stresses above those listed under "Absolute Maximum Rating" may cause permanent damage to the device. This is a stress rating only and functional operation of the device at these or any other conditions above those indicated in the operational sections of this specification is not implied. Exposure to absolute maximum rating conditions for extended periods may affect device reliability.

2. ESD Human Body Model =400V, ESD machine model = 50V

ELECTRICAL SPECIFICATIONS @ 23°C

Parameter	Conditions	Units	MIN	Typical	MAX
Frequency Range		MHz	500		2000
Gain	Small Signal	dB	27.5	28.9	
Gain Flatness		dB		±0.2	
Gain BW		MHz		3500	
Output Power	1 dB compression point @ 1GHz	dBm	+16.5	+18	
OIP3	Two Tone F1—F2 = 10MHz @ 1 GHz	dBm		+34	
Amplitude Matching ²	For matched units only	dB		±0.2	
Amplitude Tracking ²	For matched units only	dB		±0.2	
Phase Matching ²	For matched units only	deg		±2	
Phase Tracking ²	For matched units only	deg		±1	
Noise Figure		dB		2.0	2.4
RF Input Impedance	Reference to 50 ohms			1.5:1	2.0:1
RF Output Impedance	Reference to 50 ohms			1.8:1	2.0:1
Stability Factor K	Unconditionally Stable		1		
Stability Factor B1	Unconditionally Stable		0		
Supply Voltage Positive:		V		+5V	
Supply Current Positive:		mA		87	100

Notes:

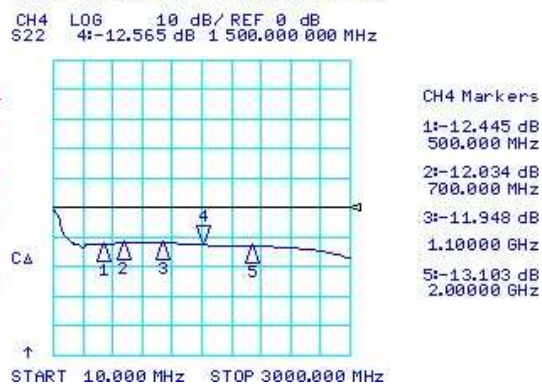
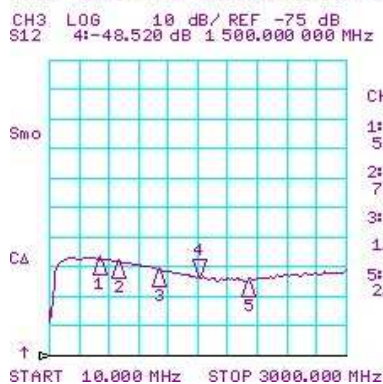
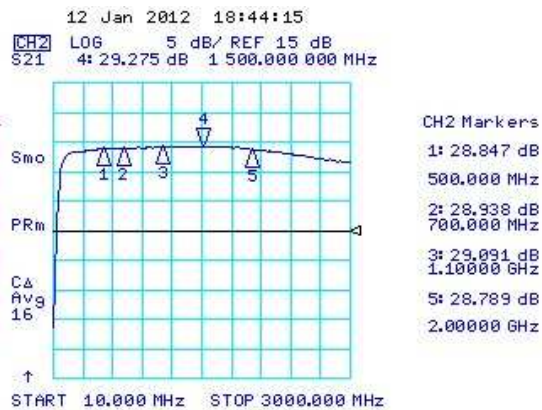
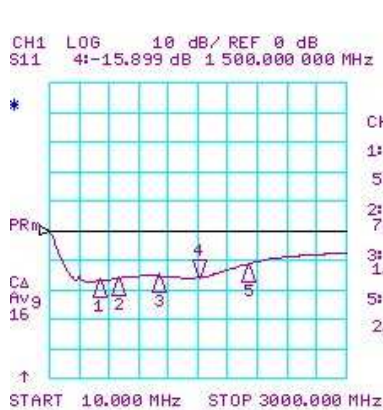
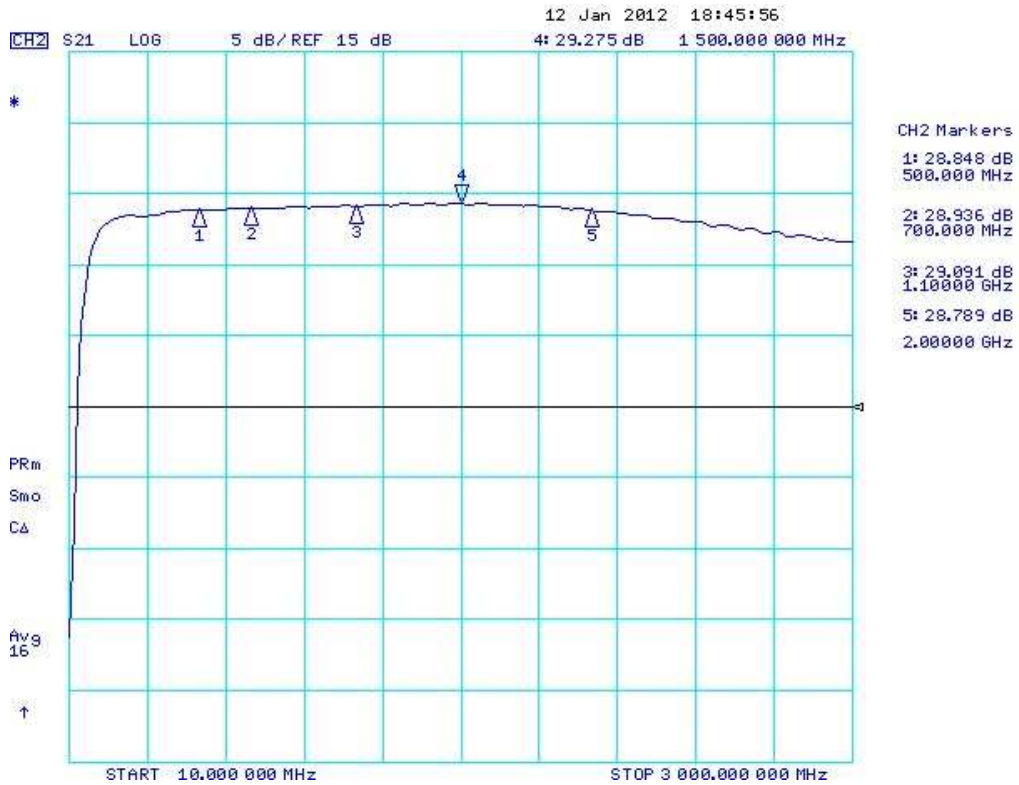
1/ Unconditional Stability: ($K > 1$) and ($B1 > 0$)

2/ Measured with VNA input power of -30 dBm

Customized configurations of the above specifications are available

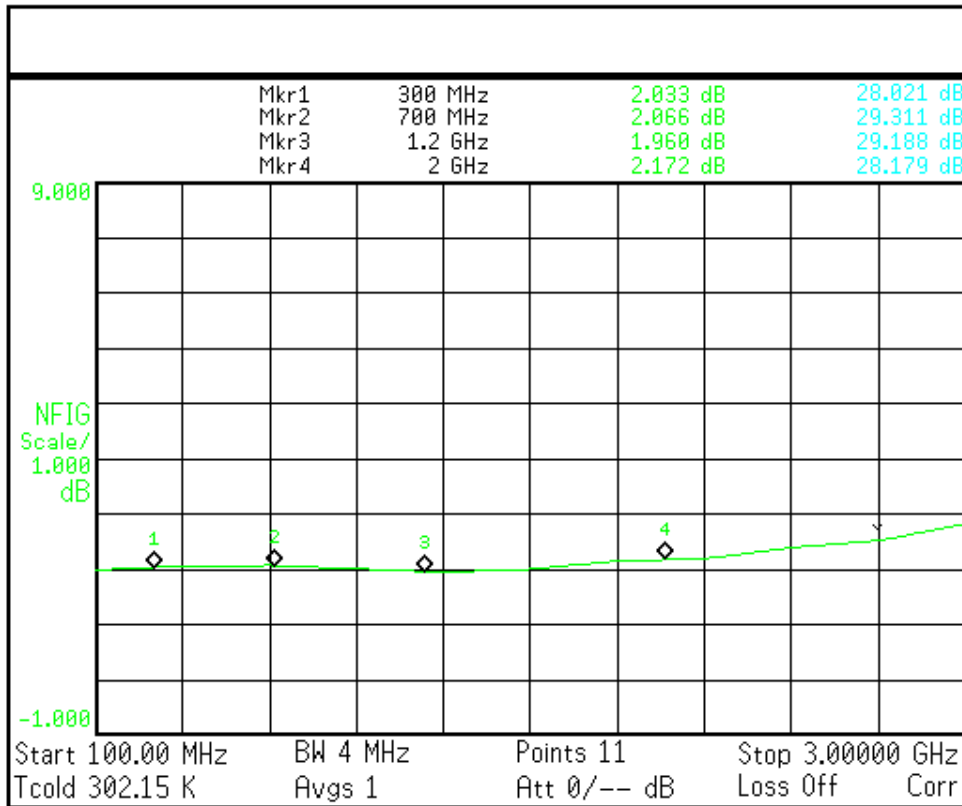
Typical Performance @ 23°C

S-Parameters

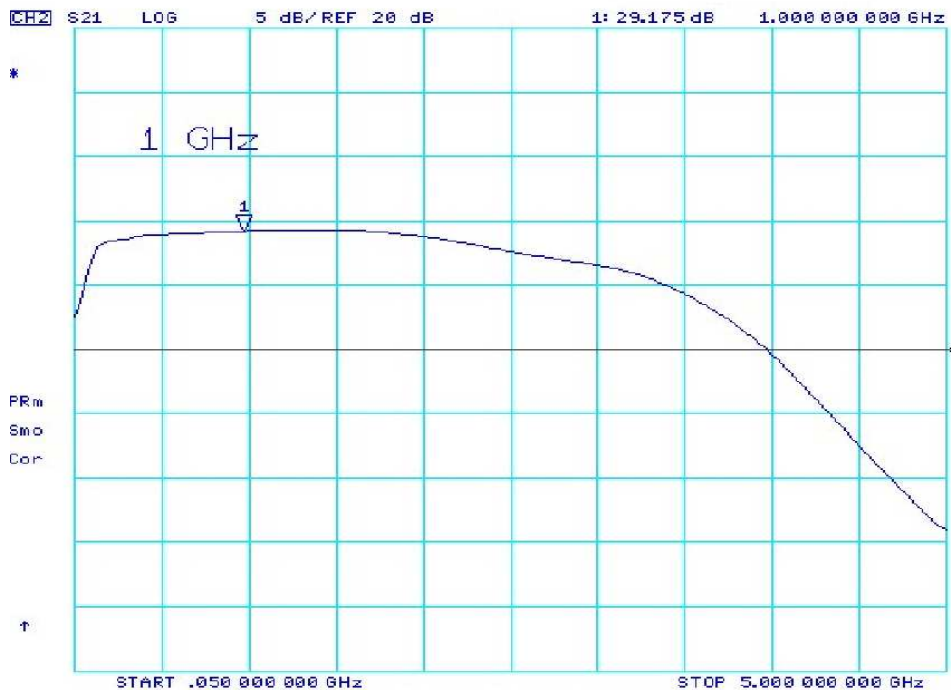


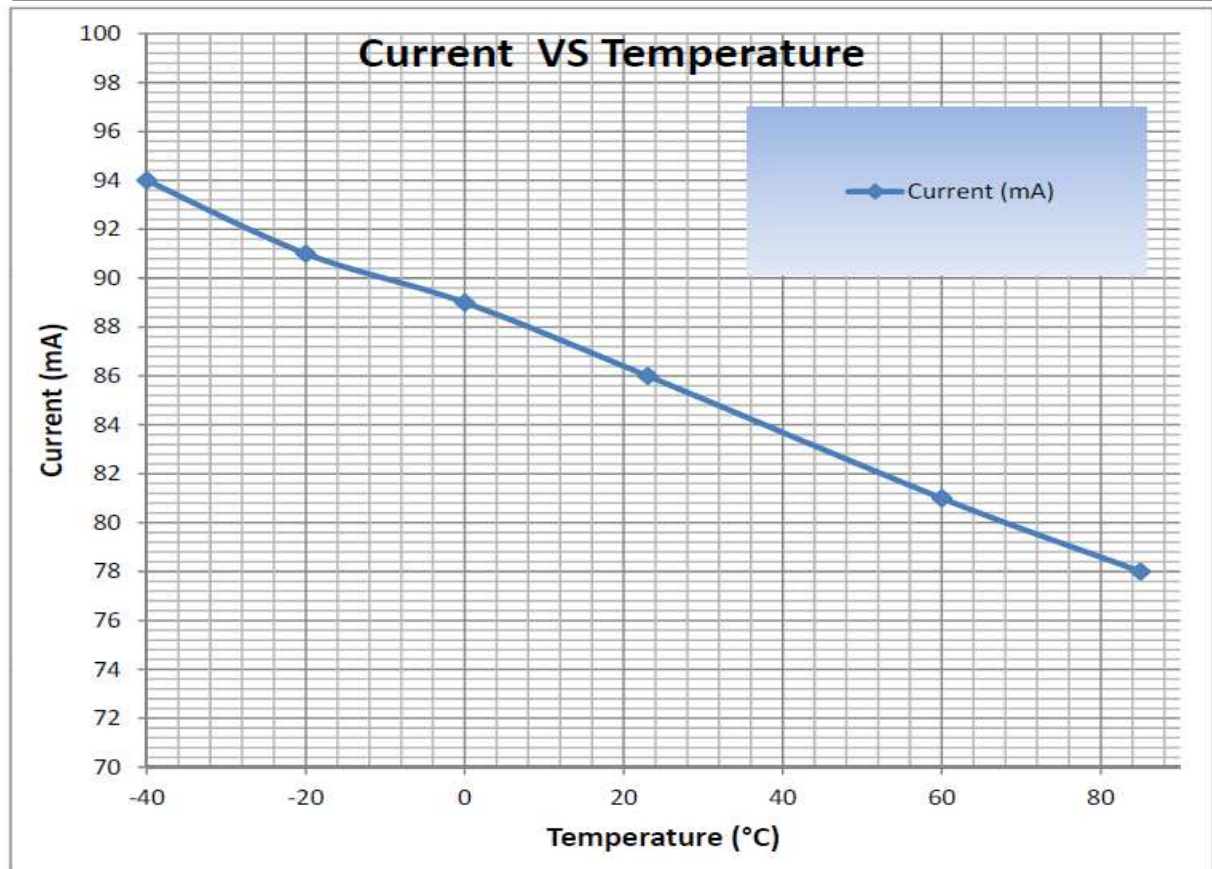
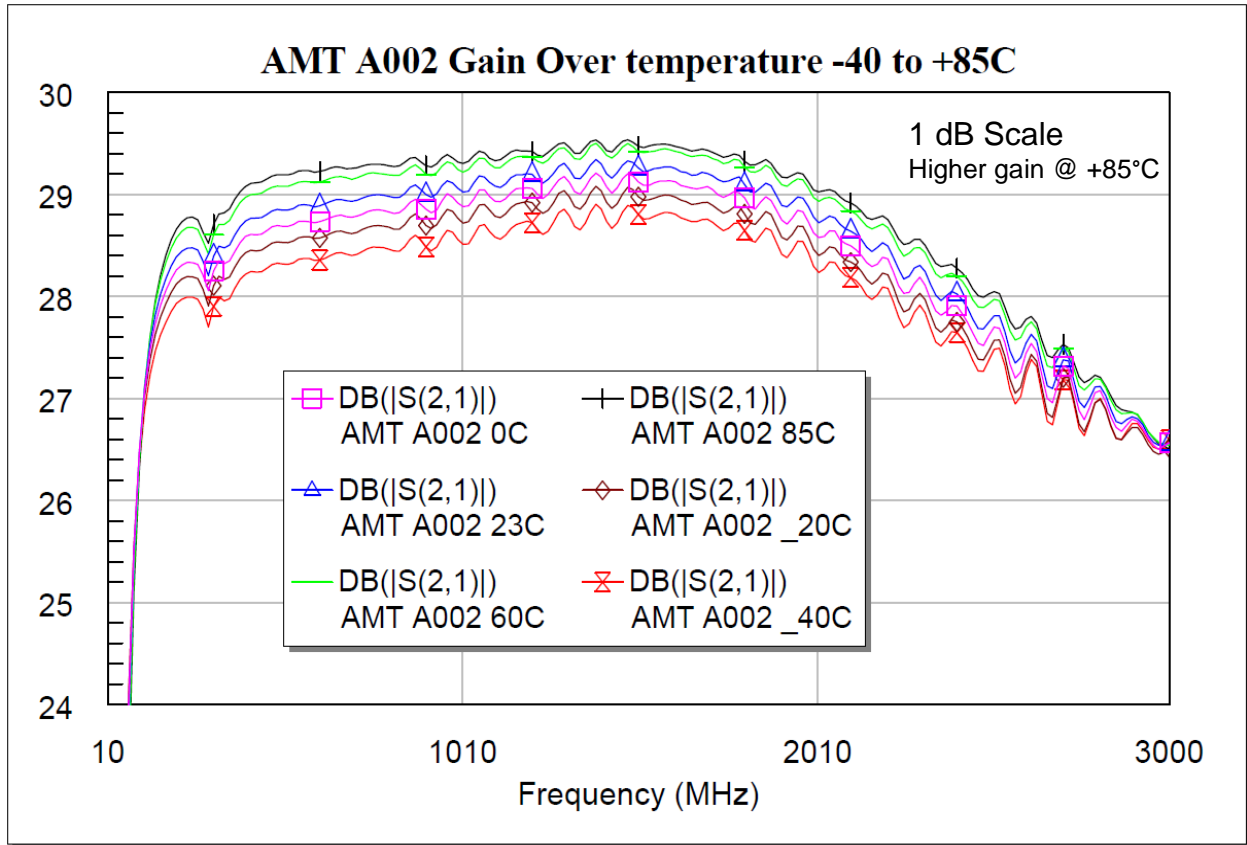
Typical Performance Noise Figure @ 23C

Agilent 04:02:08 Jan 10, 2012



Typical Gain BW

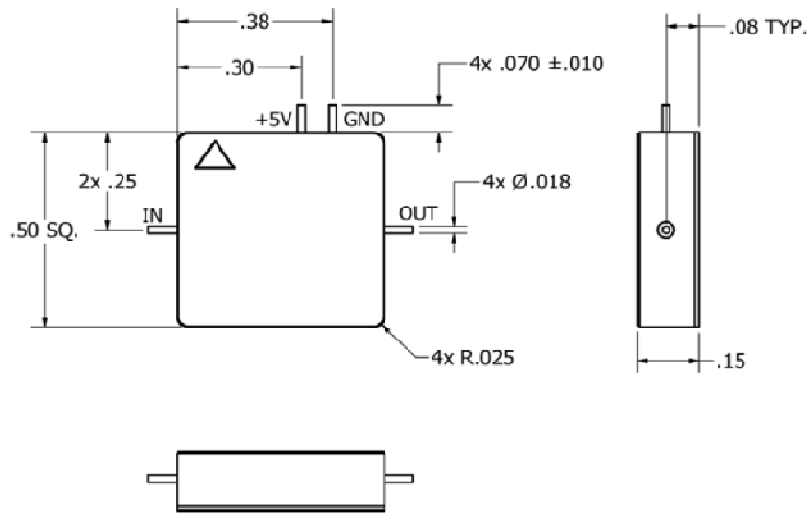




Pin Numbers	Function
1	RF Input
2	+5V
3	Ground
4	RF Output
Case	Ground
RFin and RFout pins have internal DC blocking capacitor	

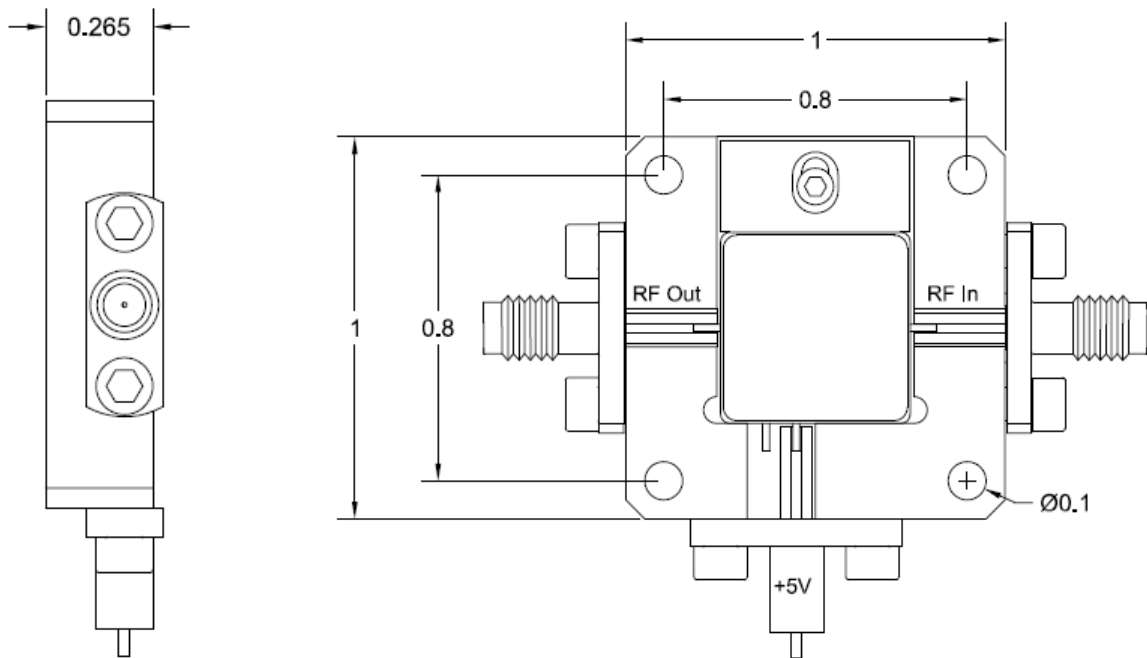
Model Number	Description	Package
AMT-A002-FP	4 pin Flat Pack	FP 0.500SQ, 0.170Ht AMT-M001
AMT-A002-SMA	SMA Connectorized Fixture	Outline: AMT-M011

Package Outline: Flat Pack 0.500SQ (inches)



PIN	FUNCTION	PIN	FUNCTION
1	RFIN	3	GND
2	+5V	4	RFOUT
CASE = GND			

Package Outline: SMA Connectorized (inches)



Contact us for custom configurations and special requirements.

Our highly experienced team of engineers can quickly identify and implement innovative solutions using latest technology to improve performance and reduce cost.

- Add additional functionality: Input limiter, Temperature compensation, Amplitude/Phase matching, Amplitude/Phase Tracking, Automatic Gain control, Gain sloping, Bypass path, Specific supply voltage, Regulation, Power detector, Health status, and others
- Integrated: Filters, Switches, Limiter, Digital attenuator, Phase shifter, Microcontroller, Multiple amplifiers, Switch matrix, Comb generators and others
- Mechanical: Custom packages - Surface Mount, Connectorized, Waveguide, Carrier, Drop-in, Hermetic and others

Agile Microwave Technology Inc is the logical choice for all your commercial or military RF/Microwave components/module requirements.

Contact Information:

**101 Bloomingdale Road
Hicksville, NY 11801**

Phone: (516) 931-1760

Fax: (212) 374-1153

info@agilemwt.com



www.agilemwt.com

AMTI reserves the right to change at any time without notice the design, specifications, function/form or availability of its products described herein. The buyer/customer has the responsibility to validate the performance for their applications. No liability is assumed as result of use of this product and no patent licenses are implied. AMTI reserves all rights.